

# Nova

Kit-32

## Beginners



The Nova icon with 4 flashing LEDs. Can be built as a pinback or as a neckerchief slide.

Kit prices are reduced by a grant from Build-a-Blinkie.org an IRS recognized 501(c)3 organization.

Kit with your choice of LEDs

- Flashing **Red** LEDs
- Flashing **Blue** LEDs
- Rainbow fade (RGB) LEDs

**\$5**

## Scout Build-a-Blinkie.org Learn-to-Solder Workshop

Tuesday, Jan 22<sup>nd</sup> 7:30pm – 9:00pm


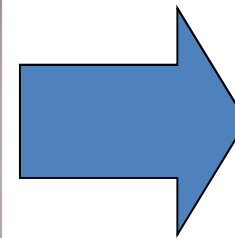
St. Francis de Sales Church

Valker Hall (basement)

135 S Buesching Rd

Lake Zurich IL 60047

You start with the kit, use the tools we have provided. When you are done, you have a working blinkie. We have blinkie Techs to help you debug any problems.



If you are just learning how to solder we suggest one of the three kits listed in this flier. If you know how to solder we will have an assortment of 2dkits.com kits on hand.

# Eagle

Kit-31

## Beginners



The Eagle with 2 flashing LEDs.  
Can be built as a pinback or as  
a neckerchief slide.

Kit prices are reduced by a  
grant from Build-a-Blinkie.org  
an IRS recognized 501(c)3  
organization.

Kit with your choice of LEDs


- Flashing **Red** LEDs
- Flashing **Blue** LEDs
- Rainbow fade (RGB) LEDs

\$5

# Atomic

Kit-18

## Beginners



Our circuit board maker was  
able to do advance cutouts  
for the cube. We worked with  
our friendly artist Mskivin to  
push our board maker to the  
limit.

Kit prices are reduced by a  
grant from Build-a-Blinkie.org  
an IRS recognized 501(c)3  
organization.

Kit with flashing **Red** LEDs

\$1

With flashing **BLUE** LEDs

\$2

With slow fade **RGB** 5mm LEDs

\$4

With **RGB** flashy 10mm LEDs

\$6